

# Mackenzie FuturePath USD US Core Fund

## Why invest in this fund?

- The largest depth of leading global businesses.
- Fluid investment style leading to a portfolio of high conviction companies.
- Leverage the benefits of USD investing.

## What does this fund invest in?

- The Fund seeks to provide long-term capital growth by investing primarily in equity securities of large capitalization companies in the United States.
- The Fund pursues this objective by investing in securities directly and/or by investing in other investment funds.
- Any proposed change in the fundamental investment objectives of the Fund must be approved by a majority of the votes cast at a meeting of the Fund's investors called for that purpose.

## Benchmark

S&P 500

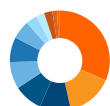
## Top 10 Holdings

As of Dec 31, 2024

Apple Inc	7.09%
Microsoft Corp	6.37%
NVIDIA Corp	6.00%
Amazon.com Inc	4.59%
Alphabet Inc	3.95%
JPMorgan Chase & Co	3.37%
Meta Platforms Inc	2.99%
Motorola Solutions Inc	2.54%
Visa Inc	2.46%
Broadcom Inc	2.45%

## Sector allocation

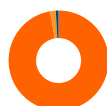
as of Dec 31, 2024



Information Technology	31.5%
Financials	15.0%
Consumer Discretionary	10.0%
Health Care	9.3%
Communication Serv.	8.7%
Industrials	8.1%
Consumer Staples	6.0%
Energy	3.6%
Utilities	2.7%
Materials	2.7%
Real Estate	1.5%
Cash & Equivalents	0.9%

## Regional allocation

as of Dec 31, 2024



United States	97.3%
Ireland	1.8%
Cash & Equivalents	0.9%

## Fund management

### FUND DETAILS

<b>Asset class:</b>	US Equity
<b>Fund start date:</b>	June 27, 2023
<b>Risk tolerance:</b>	Medium
<b>PFSL classification:</b>	Growth
<b>Total Fund Assets:</b>	\$5.13 million

### FUND CODES

Series	Prefix	Front End
PA	MFC	13754
PH	MFC	13757

### MANAGEMENT FEES

Series	Management fees	MER
PA	1.00%	1.45%
PH	0.80%	1.08%

### LAST PAID DISTRIBUTION

Series	Frequency	Amount	Date
PA	Annually	0.0130	Dec 29, 2023
PH	Annually	0.0427	Dec 31, 2024

### PORTFOLIO MANAGERS

**Darren McKiernan**  
Mackenzie Global Equity & Income Team  
Senior Vice-President, Portfolio Manager

# Mackenzie FuturePath USD US Core Fund



## Compound net returns (%)

as of Jan 31, 2025

	Series PA%	Series PH%
1 Month	3.27	3.31
3 Month	5.81	5.92
6 Month	9.41	9.62
1 Year	24.81	25.28
Since inception (June 27, 2023)	22.51	22.98

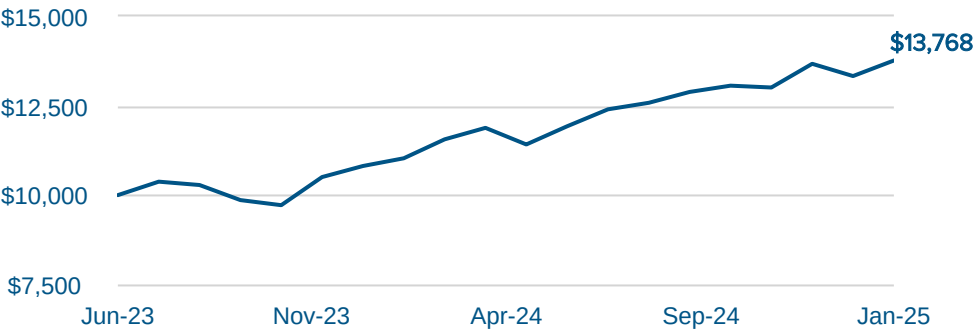
## Calendar year returns (%)

as of Jan 31, 2025

	Series PA%	Series PH%
2024	23.27	23.74
YTD	3.27	3.31

## Value of \$10,000 invested

as of Jan 31, 2025



**For Investor use only.** No portion of this communication may be reproduced or distributed to the public as it does not comply with investor sales communication rules.

Commissions, trailing commissions, management fees and expenses all may be associated with mutual fund investments. Please read the prospectus before investing. Mutual funds are not guaranteed, their values change frequently and past performance may not be repeated.



Scan here  
to learn more