

Mackenzie North American Corporate Bond Fund Series A

Fixed Income & Money Market

Compound Annualized Returns[‡] 11/30/2024

1 Month	1.0%
3 Months	1.9%
Year-to-date	7.4%
1 Year	10.3%
2 Years	7.5%
3 Years	1.2%
5 Years	2.4%
10 Years	2.5%
Since inception (Jun. 2009)	4.4%

Regional Allocation 10/31/2024

CASH & EQUIVALENTS	
Cash & Equivalents	9.1%
OVERALL	
United States	45.4%
Canada	36.9%
United Kingdom	1.2%
Luxembourg	1.0%
Brazil	1.0%
Netherlands	0.7%
Israel	0.6%
France	0.5%
Italy	0.5%
Other	3.1%

Sector Allocation 10/31/2024

Corporate Bonds	77.2%	Bank Loans	2.5%
Cash & Equivalents	9.1%	Foreign Fixed Income	0.9%
Mutual&Pooled	6.7%	Mortgage Backed	0.4%
Equities	3.2%		

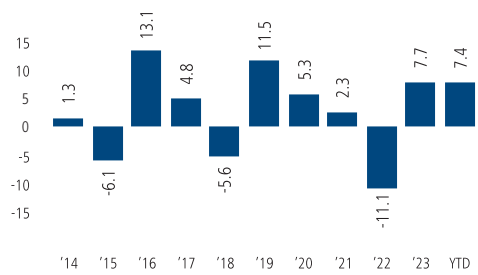
Credit Allocation**** 11/30/2024

AAA	0.0%	B	15.4%
AA	2.3%	CCC & Below	7.9%
A	0.1%	NR	6.7%
BBB	17.5%	Cash & Equivalents	2.1%
BB	39.1%	Equities	8.9%

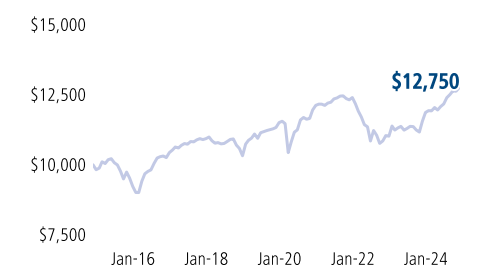
Portfolio Managers

Mackenzie Fixed Income Team
Konstantin Boehmer, Dan Cooper, Ken Yip

Calendar Year Returns (%) 11/30/2024



Value of \$10,000 invested 11/30/2024



Major Holdings*** 10/31/2024

Major Holdings Represent 12.3% of the fund

EQUITY	
Northleaf Private Credit II LP MI 15	0.9%
FIXED INCOME	
Mackenzie Global Sustainable High Yield Bond Fund Series R	3.0%
Mackenzie Global High Yield Fixed Income ETF	1.8%
Mackenzie High Quality Floating Rate Fund Series R	1.5%
Videotron Ltd. 3.63% 06-15-2028	1.0%
Keyera Corp. F/R 06-13-2079 Callable 2029	0.9%
Inter Pipeline Ltd. F/R 03-26-2079 Callable 2029	0.9%
TransCanada Trust F/R 05-18-2077 Callable 2027	0.8%
Enbridge Inc. F/R 01-15-2084 Callable 2033	0.8%
Rogers Communications Inc. F/R 03-15-2082 [144A]	0.8%

TOTAL NUMBER OF EQUITY HOLDINGS: 29
TOTAL NUMBER OF FIXED INCOME HOLDINGS: 462

Fund Risk Measures (3 year) 11/29/2024

Annual Std Dev	6.08	Beta	0.71
B'mark Annual Std Dev.	8.17	R-squared	0.92
Alpha	-2.21	Sharpe Ratio	-0.42

Source: Mackenzie Investments

Key Fund Data

Total Fund Assets:	\$1.1 billion
NAVPS (11/29/2024):	C\$9.63 US\$6.88
MER (as of Mar. 2024):	A: 1.86% F: 0.89%
Management Fee:	A: 1.45% F: 0.65%
Duration (10/31/2024):	3.6 year(s)
Yield to Maturity (10/31/2024):	6.9%

75% BofA Merrill Lynch U.S. High Yield Master II (Hedged to CAD) + 25% BofA Merrill Lynch Canada High Yield (Hedged to CAD)

Average Credit Quality (10/31/2024): **BB**

Last Paid Distribution:

SERIES	FREQUENCY	AMOUNT	DATE
SC	Monthly	0.0378	11/22/2024
A	Monthly	0.0391	11/22/2024
F	Monthly	0.0487	11/22/2024
PW	Monthly	0.0380	11/22/2024

Fund Codes:

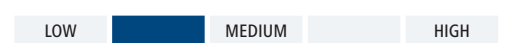
SERIES (C\$)	PREFIX	FE	BE *	LL3 *
SC	MFC	5219	—	—
A	MFC	—	3683	4214
F	MFC	2980	—	—
T6	MFC	—	4396	4397
PW	MFC	6135	—	—

Additional fund series available at mackenzieinvestments.com/fundcodes

Why Invest in this fund?

- Invests primarily in non-investment-grade corporate debt which offers higher yields and less interest rate sensitivity than investment-grade bonds.
- High yield corporate bonds have historically provided similar returns to equities with less than half the risk.
- Fundamental analysis is employed to obtain a yield advantage while trying to limit the fund's exposure to undue risk.

Risk Tolerance



* Effective June 1, 2022, the redemption charge purchase option, and the low-load purchase option are no longer available for purchase, including those made through systematic purchase plans such as pre-authorized contribution plans. Switching from securities of a Mackenzie Fund previously purchased under the redemption charge or low-load purchase options to securities of another Mackenzie Fund, under the same purchase option, will continue to be available until such redemption schedules expire.

** The blended index is composed of 75% BofA Merrill Lynch U.S. High Yield Master II (Hedged to CAD) and 25% BofA Merrill Lynch Canada High Yield (Hedged to CAD).

*** The major holdings of the Fund may, but do not necessarily, represent the largest holdings of the Fund. Rather, the major holdings are selected for their overall significance in evaluating the investment portfolio.

**** Credit ratings and rating categories are based on ratings issued by a designated rating organization.

† Series SC — For fixed income funds, this series is the front-end load purchase option, equivalent to series A.

‡ Commissions, trailing commissions, management fees, and expenses all may be associated with mutual fund investments. Please read the prospectus before investing. The indicated rates of return are the historical annual compounded total returns as of November 29, 2024 including changes in unit value and reinvestment of all distributions and do not take into account sales, redemption, distribution, or optional charges or income taxes payable by any securityholder that would have reduced returns. Mutual funds are not guaranteed, their values change frequently and past performance may not be repeated. Standard deviation provides a measure of the variability of returns that have occurred relative to the average return. The higher the standard deviation, the greater is the range of returns that has been experienced. Standard deviation is commonly used as a measure of risk.